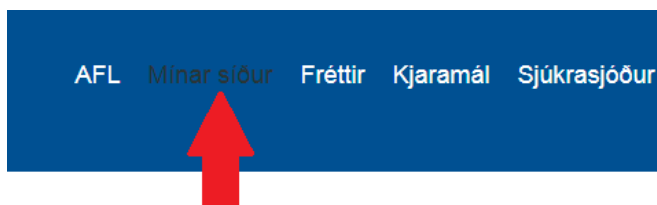


Using the AFL website

1. To log in:

- Go to www.asa.is and click „Minar Siður“;



- Enter Your kennitala;
- If You do not have a password, click the button to get it;

Innskráning

Kennitala

Panta lykilorð



Lykilorð

- You will get a temporary password to Your email or phone;
- If You do not have a phone number or email attached to Your kennitala, You will need to email asa@asa.is and let us know about this;
- Once You get a temporary password, enter it and log in;

Innskráning

Kennitala

Panta lykilorð

Lykilorð

Til baka

Áfram

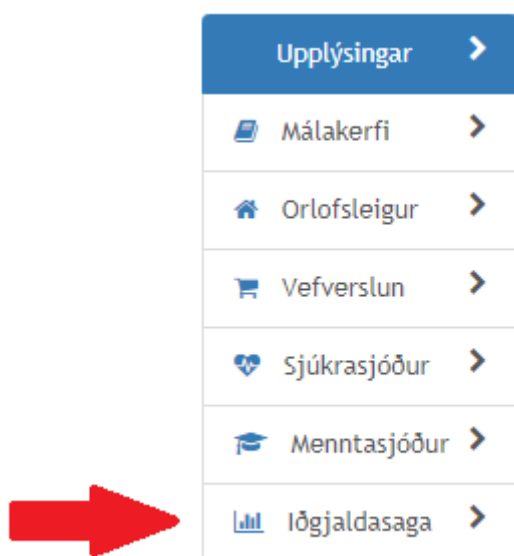


- Create a new password by entering it twice

2. The Interface

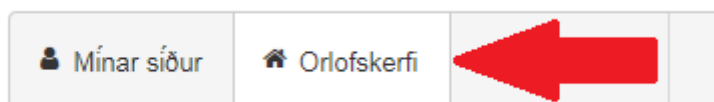
After You log into Your new account, You will see that You can follow how much union dues You have paid each month. Unfortunately, everything is only in Icelandic.

- By clicking the bottom category, You can see the history of Your work places and dues paid each month from the day You have started working in Iceland (for maybe last 15-20 years if You're here longer).



This is very convenient because You can also see the categories for what You have paid, like health insurance, education etc.

- All other categories will show Your history of submitted/received health, education, summer house rental documents etc.
- By clicking „Orlofskerfi“ tab, You will find summerhouses and apartments that You can rent as a union member all over Iceland.



You can quickly rent a 2,3,4 room apartment and save up a lot of money. In the system You will see availability and even the photos of how each apartment looks.

If You will have any problem by renting it online from the system, please let us know for more assistance.